


XST4836BF.5
CENTER DRAIN
SUBMITTAL DATA
PREPACKAGED MODEL 4836BF3



STANDARD FEATURES



OD: 48" x 37" x 80 7/8" Weight: **TBD** Load Points: 1.13
 ID: 45" x 35 3/4" Material: Gel-coat

- 1/2" barrier free threshold (no recess necessary)
- Diamond tile accent
- 6" smooth tile pattern (gel coat)
- 1/2" tri-cell honeycomb wall construction
- Tall 80 7/8" walls
- Textured non-slip floor
- 2 molded soap ledges and leg ledge

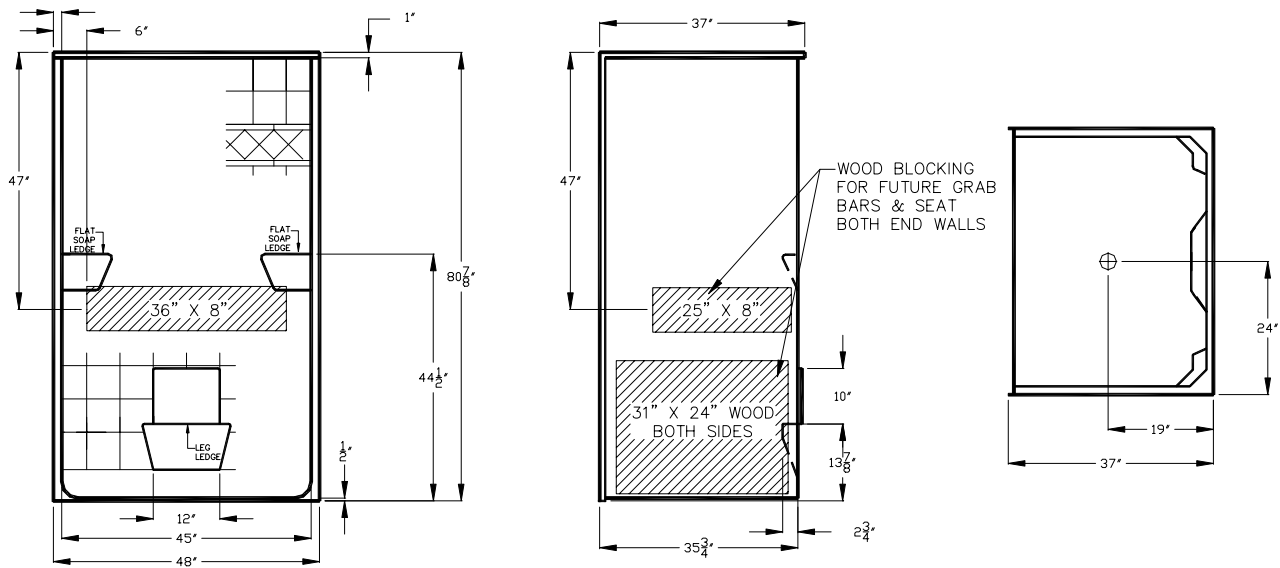
Accessory selections & technical data on back (page 2)

Note:

Due to the nature of materials, dimensions may vary +/- 1/2"

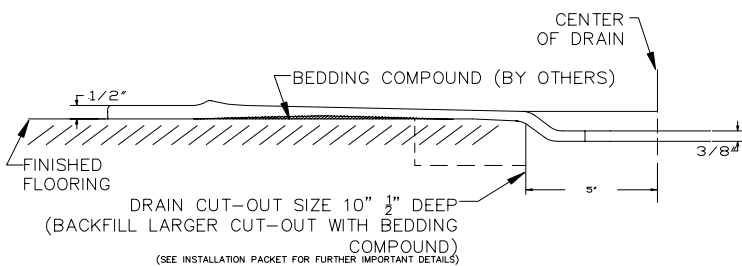
This unit can not accept a shower door due to corner radius

This photo does not reflect this "prepackaged model" accessory configuration.

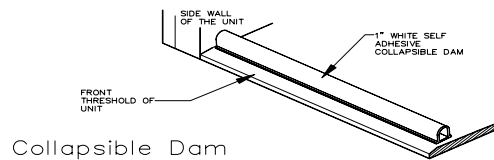


Cross Section of Threshold

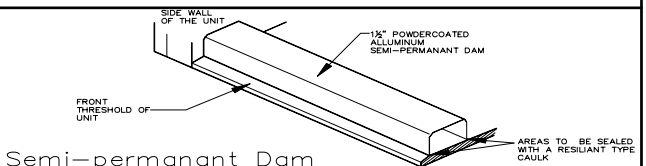
Water Retainage Options



Note: This threshold drawing is not to scale



Collapsible Dam



Semi-permanent Dam

ACCESSORY OPTIONS

Finish Options:

- Max-guard anti-bacterial protection
- Century Stone Color _____
- "Blue Coated" protective coating spray

Water Retainment Accessory Options

Shipped loose:

- White self adhesive collapsible dam w/ end caps
- 1 1/2" white semi-permanent dam
- Heavy weighted curtain & hooks
- No caulk shower drain

Gel-coat color options:

- White
- Bone
- Biscuit/Linen
- Other: _____

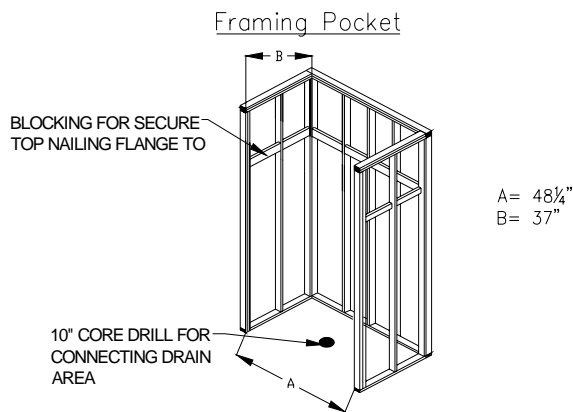
Comments: _____

COORDINATION

Installation Requirements

"No Recess Necessary" units are designed to be installed directly on the sub-floor surface. A 10" core drill or molded voids in slab or sub-floor surface 1/2" deep are required to accept a natural drain slope of unit. A non-shrinking thin set bedding slurry is required for standard installation. See Installation Instruction packet for further details.

OPTION The "Self Sustaining Base". This option eliminates the need for labor materials (slurry mix) and extra time that's usually required during the normal mud set installation. **THE FLOOR OF THIS SHOWER UNIT IS SELF-SUSTAINING. ONCE SET IN PLACE, THE SHOWER WITH THIS OPTION MAY ONLY NEED TO BE SHIMMED.** Refer to the installation instructions for further details. Subject to availability



OTHER IMPORTANT INFO

Warranty: 3 years when installed in accordance with manufacturers installation instructions.

Code Reference Listing

This model shall meet or exceed the following code listings when fully accessorized and installed according to each codes requirements.

ANSI124.2 HUD BOCA NAHB UPC Southern Building Code

JOB INFO

Job Name: _____

Date: _____

Approved by: _____ (Print) _____ (Signature)

Quantity:

Drawing # XST4836BF3 Revised: 3-4-04

Wholesaler: _____

Architect: _____

Note: By signing this factory submittal sign-off drawing you are agreeing that the unit will be built according to your above selections and understand that you need to follow all instructions on page 1&2 of this drawing. PO will reflect drawing.